

The Lynk System

Modular & adjustable orthosis

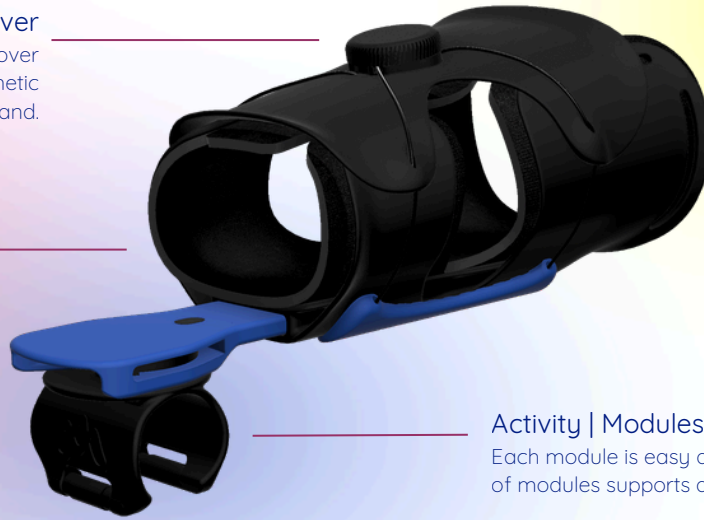


Fastener | Velcro Hook or Cover

Choose between the Velcro Hook or the Cover depending on the desired activity. The magnetic fastener makes it easy to operate with one hand.

Base | Cuff

The open design and low weight make it comfortable to wear.



Activity | Modules

Each module is easy and simple to use. The variety of modules supports a wide range of activities.



For people with limited gripping function or the need to protect the wrist



user-friendly and easy

Weighing less than 250 g, the system is particularly light and comfortable. The ergonomic surface and optimised one-handed operation ensure effortless handling in everyday life. Modules weigh just 30 to 90 g, depending on the configuration.



cost-efficient and flexible

The cuff is available in 7 sizes and enables optional on-site testing. This saves time, improves adaptation and ensures reliable cost planning. At the same time, this flexibility increases customer satisfaction.



modular and customisable

Thanks to interchangeable modules and customisable design, the system can be used flexibly for different user profiles and activities. Lynk Modules are compatible with the Lynk Cuff or can be integrated into customised orthoses via the Lynk Interface.



Product overview

The Lynk System


Cuff

The Cuff is available in 7 sizes. Choose between two length options and up to 4 circumferences. Both closure types have a magnet-based click-in mechanism for effortless opening and closing and secure attachment to the arm.



Fastener types

Choose the Cover (left) as closure type for activities with higher force transmission. It has a lacing system and leads to high rotational stability. Choose the Velcro Hook (right) for activities with lower force transmission.



Hold STD Module

The Hold STD Module enables small to large objects to be clamped using Velcro. The ball joint and quick-release clamp allow the module head to be adjusted continuously and in a wide range of positions. Available in one size.



Hold Lock Module

The Hold Lock Module makes it possible to clamp cutlery, for example, without having to use Velcro. Optimised for one-handed operation. The ball joint and quick-release clamp allow the module head to be adjusted continuously and in a wide range of positions. Available in one size.



Hook STD Module

The Hook Module supports activities where something needs to be carried, pulled or pushed away. It is a good companion for carrying a bag, pulling a suitcase or training in the gym. Available in one size.



Push STD Module

The Push Module supports activities in which a grip needs to be fixed and pressure or traction exerted. It is a good companion for walking with crutches (see specifications), but is also suitable for activities such as archery. Available in one size.



Clic Lock Module

The Clic Lock Module enables quick coupling and uncoupling on handles/bars on which a Clic Head can be mounted. Includes a locking function that prevents uncoupling. Available in one size and 9 different heads.



Clic Lock Heads

The Clic Lock Heads are available with 3 rotation levels (full, partial, or fixed positioning) and in 3 shapes. It offers high flexibility to choose the head depending on the activity and various attachment shapes.

Product overview

The Lynk System

Rest Module | Hand positioning & functional support in one system

The Rest Module is used together with the Lynk Cuff. It provides individualized positioning of the hand and fingers and maintains the option to use the majority* of the Lynk Modules at the same time. Therefore, a functional support for impaired grasping can be achieved. Use the Rest Module either with a customized palm support that is 3D-printed by macu4 or manufactured by you using the Rest Disk Interface.

Lynk Rest Palm Support
Customisable palm positioning can be designed with specific functional features.




Lynk Rest Base
The base connects the palm support to the Lynk Cuff. The palm support can be customised by macu4 or by a specialist using the Rest Disk Interface.

Lynk Modules
Use the majority of Lynk Modules which support a wide range of activities.



compatible and supportive

As an add-on to the Lynk System, the Rest Module combines ergonomic hand positioning with passive functional support. It enables stable positioning while keeping access to the majority of Lynk Modules.



personalised and adjustable

Individually customised palm support designed by macu4 or created by yourself. The movable joint enables precise multi-directional positioning to match each user's anatomical and functional needs.



time-saving and cost-efficient

Outsourced custom production reduces clinical workload and fitting time. This leads to lower overall costs and a more efficient, scalable supply process.

The Lynk System works for a wide range of pathologies and supports daily, leisure, and sports activities | Suitable for children and adults | Available in standard sizes | Combinable with a hand positioning solution.

* The Push Module is not compatible with the Rest module

Order form








The Lynk System

Step 1 | Select Cuff size

Choose the required cuff size by following the measurement instructions

LYNK | CUFF

Size

<input type="checkbox"/> extra small  short	<input type="checkbox"/> small  short	<input type="checkbox"/> medium  short	<input type="checkbox"/> large  short
<input type="checkbox"/> small  standard	<input type="checkbox"/> medium  standard	<input type="checkbox"/> large  standard	

Colour

<input type="checkbox"/>  black	<input type="checkbox"/>  white
-------------------------------------------------------------------------------------------------------------------------	--------------------------------------------------------------------------------------------------------------------------



The Quick Guide Measurement provides a step-by-step guide to selecting the correct size of the Lynk System.

Step 2 | Select closure system for the Lynk Cuff

Choose the required closure system according to your needs

LYNK | VELCRO HOOK

Size

<input type="checkbox"/> XS	<input type="checkbox"/> M
<input type="checkbox"/> S	<input type="checkbox"/> L

Note: Make sure that you select the same size as for the cuff

Colour

<input type="checkbox"/>  black	<input type="checkbox"/>  blue	<input type="checkbox"/>  red
--------------------------------------------------------------------------------------------------------------------------	-------------------------------------------------------------------------------------------------------------------------	------------------------------------------------------------------------------------------------------------------------

Arm side

<input type="checkbox"/> right
<input type="checkbox"/> left

LYNK | COVER

Size

<input type="checkbox"/> S
<input type="checkbox"/> M
<input type="checkbox"/> L

Note: Make sure that you select the same size as for the cuff

Colour

<input type="checkbox"/>  black black	<input type="checkbox"/>  black blue	<input type="checkbox"/>  black red
<input type="checkbox"/>  white black	<input type="checkbox"/>  white blue	<input type="checkbox"/>  white red

Order form

The Lynk System

Step 3 | Select modules based on the desired activities

Choose the required Modules according to your needs

LYNK | CLIC LOCK MODULE

Colour



Note: The module includes 2 Module Heads (70 and 360 in STD). The module features a locking function (lock plug). The module is compatible with all Clic Lock Heads.

LYNK | CLIC LOCK HEADS

The Clic Lock Plug is not included in the purchase of a single Clic Lock Head

Head type | STD



Note: Attachment to handles, rods, or bars. Supported diameters are 26 mm to 32 mm. Use a cable tie or Velcro strap for secure fixing.

Head type | ELLIPSE



Note: Attachment to oval rods/bars or cylindrical objects (diameters > 32 mm). Use a cable tie or Velcro strap for secure fixing.

Head type | FLAT



Note: This head serves for (1) Gluing a magnetic disk to hold a smartphone or (2) Using it as a base to create custom shapes.

LYNK | HOOK STD MODULE

Colour




LYNK | PUSH STD MODULE

Colour




LYNK | HOLD STD MODULE

Colour



LYNK | HOLD LOCK MODULE

Colour



Order form

The Lynk System

If you plan to make the Lynk Modules compatible with your customized orthotic cuff or prosthetic socket, choose the Interface

LYNK | INTERFACE

For lamination



Note: Review the assembly instructions



For screwing



Note: Review the assembly instructions




If you need a hand-finger support in combination with the Lynk cuff and modules, choose the Rest Module

LYNK | REST MODULE

Rest Base



Rest Disk Interface



Rest Palm, customized by macu4



Note: Use the form to submit your design requirements



Note: The majority of Lynk Modules are compatible with the usage of the Rest Module with exception of the Push Module.

